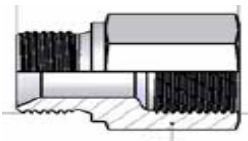
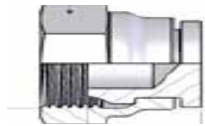


V



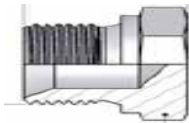
ADAPTER
TYPE :
VERLENG NIPPEL
BSP UITW. 60° KONISCH X
BSP INW. 60° KONISCH

BF BLIND



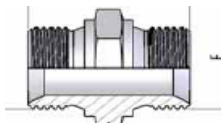
ADAPTER
TYPE :
BLIND DOP
BSP INW. 60° KONISCH

BM BLIND



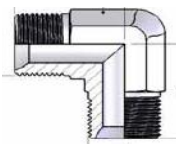
ADAPTER
TYPE :
BLIND STOP
BSP UITW. 60° KONISCH

ADAPTER



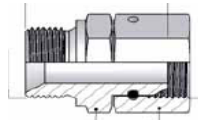
ADAPTER
TYPE :
DUBBELE NIPPEL
BSP UITW. 60° KONISCH X
BSP UITW. 60° KONISCH

ADAPTER



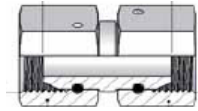
ADAPTER
TYPE :
DUBBELE NIPPEL
BSP UITW. 60° KONISCH 90° X
BSP UITW. 60° KONISCH

ADAPTER



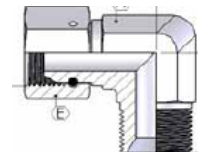
ADAPTER
TYPE :
DUBBELE NIPPEL
BSP INW. 60° KONISCH X
BSP UITW. 60° KONISCH

ADAPTER



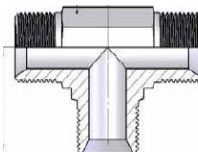
ADAPTER
TYPE :
DUBBELE NIPPEL
BSP INW. 60° KONISCH X
BSP UITW. 60° KONISCH

ADAPTER



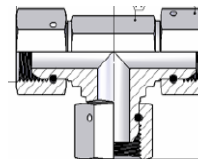
ADAPTER
TYPE :
DUBBELE NIPPEL
BSP INW. 60° KONISCH 90° X
BSP UITW. 60° KONISCH

ADAPTER



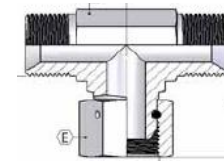
ADAPTER
TYPE :
T STUK UITWENDIG
BSP UITW. 60° KON. X BSP UITW
KON. X BSP UITW. 60° KONISCH

ADAPTER



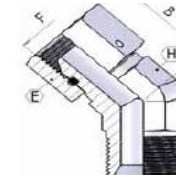
ADAPTER
TYPE :
T STUK INWENDIG
BSP UITW. 60° KON. X BSP UITW
KON. X BSP UITW. 60° KONISCH

ADAPTER



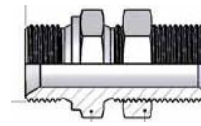
ADAPTER
TYPE :
T STUK UITWENDIG
BSP UITW. 60° KONISCH X BSP UITW
KONISCH X BSP INW. 60° KONISCH

ADAPTER



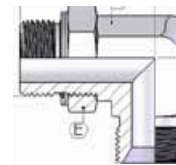
ADAPTER
TYPE :
DUBBELE NIPPEL
BSP INW. 60° KONISCH 45° X
BSP UITW. 60° KONISCH

ADAPTER



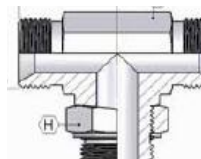
ADAPTER
TYPE :
RECHTE SCHOTKOPPELING
BSP UITW. 60° KONISCH X
BSP UITW. 60° KONISCH

ADAPTER



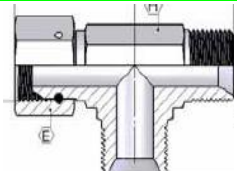
ADAPTER
TYPE :
HAAKSE SCHOTKOPPELING
BSP UITW. 60° KONISCH 90° X
BSP UITW. 60° KONISCH

ADAPTER



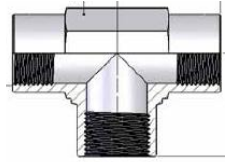
ADAPTER
TYPE :
T STUK UITWENDIG SCHOT
BSP UITW. 60° KONISCH X BSP UITW
KONISCH X BSP INW. 60° KONISCH

ADAPTER



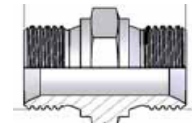
ADAPTER
TYPE :
L STUK UITWENDIG
BSP UITW. 60° KON. X BSP UITW
KON. X BSP INW. 60° KONISCH

ADAPTER



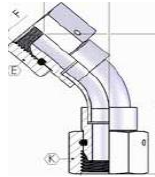
ADAPTER
TYPE :
KNIJ
BSP INW. VAST BINNENDRAAD

ADAPTER



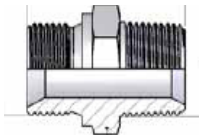
ADAPTER
TYPE :
DUBBELE NIPPEL
BSP UITW. 60° KONISCH X
METRISCH UITW. 60° KONISCH

ADAPTER



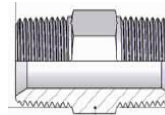
ADAPTER
TYPE :
NAN BOCHT
BSP INW. 60° KONISCH 45°
GEB. X BSP INW. 60° KONISCH

ADAPTER



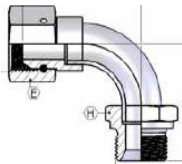
ADAPTER
TYPE :
DUBBELE NIPPEL
BSP UITW. 60° KONISCH X
NPT UITW. 60° KONISCH

ADAPTER



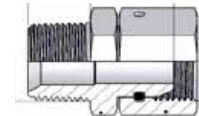
ADAPTER
TYPE :
DUBBELE NIPPEL
NPT UITW. 60° KONISCH X
NPT UITW. 60° KONISCH

ADAPTER



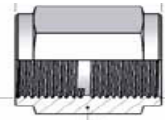
ADAPTER
TYPE :
NAN BOCHT
BSP INW. 60° KONISCH 90°
GEB. BSP UITW. 60° KONISCH

ADAPTER



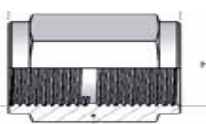
ADAPTER
TYPE :
DUBBELE NIPPEL
BSP INW. 60° KONISCH X
NPT UITW. 60° KONISCH

ADAPTER



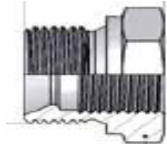
ADAPTER
TYPE :
KNIJ
NPT INW. VAST BINNENDRAAD

ADAPTER



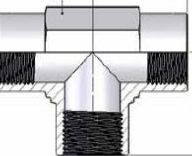
ADAPTER
TYPE :
SOK
BSP INW. VAST BINNENDRAAD

ADAPTER



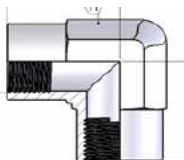
ADAPTER
TYPE :
DRAAD VERLOOP RING
BSP UITW. VAST BTNDRAAD 60°
KONISCH X BSP INW. VAST

ADAPTER



ADAPTER
TYPE :
KNIJ
NPT INW. VAST BINNENDRAAD

ADAPTER



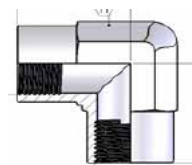
ADAPTER
TYPE :
KNIJ
BSP INW. VAST BINNENDRAAD

ADAPTER

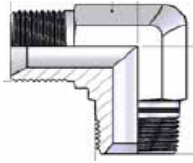


ADAPTER
TYPE :
SCHOT MOER
BSP INW. VAST BINNENDRAAD

ADAPTER



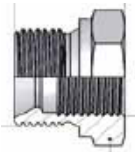
ADAPTER
TYPE :
KNIJ
NPT INW. VAST BINNENDRAAD 90°
X NPT UITW. 60° KONISCH

ADAPTER

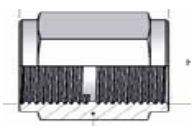
ADAPTER
 TYPE :
 KNIE
 NPT UITW. 60° KONISCH 90° X
 NPT UITW. 60° KONISCH

ADAPTER

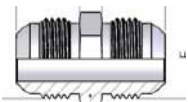
ADAPTER
 TYPE :
 BLIND STOP
 NPT UITW. 60° KONISCH

ADAPTER

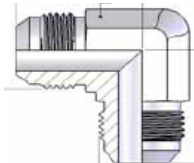
ADAPTER
 TYPE :
 DRAAD VERLOOP
 NPT UITW. VAST BUITENDRAAD X
 NPT INW. VAST BINNENDRAAD

ADAPTER

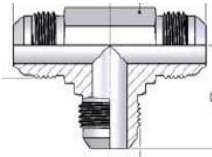
ADAPTER
 TYPE :
 SOK
 NPT INW. VAST BINNENDRAAD

ADAPTER

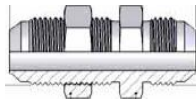
ADAPTER
 TYPE :
 DUBBELE NIPPEL
 JIC UITW. 74° KONISCH X
 JIC UITW. 74° KONISCH

ADAPTER

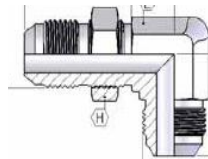
ADAPTER
 TYPE :
 KNIE
 JIC UITW. 74° KONISCH 90° X
 JIC UITW. 74° KONISCH

ADAPTER

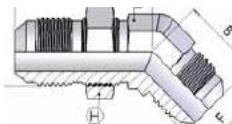
ADAPTER
 TYPE :
 T STUK
 JIC UITW. 74° KONISCH X JIC UITW. 74°
 KONISCH X JIC UITW. 74° KONISCH

ADAPTER

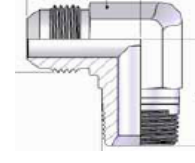
ADAPTER
 TYPE :
 RECHTE SCHOT KOPPELING
 JIC UITW. 74° KONISCH X
 JIC UITW. 74° KONISCH

ADAPTER

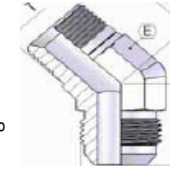
ADAPTER
 TYPE :
 HAAKSE SCHOT KOPPELING
 JIC UITW. 74° KONISCH 90° X
 JIC UITW. 74° KONISCH

ADAPTER

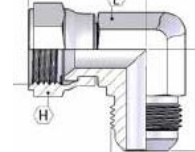
ADAPTER
 TYPE :
 45° SCHOT KOPPELING
 JIC UITW. 74° KONISCH 45° X
 JIC UITW. 74° KONISCH

ADAPTER

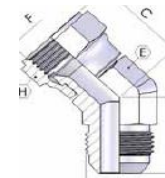
ADAPTER
 TYPE :
 KNIE
 JIC UITW. 74° KONISCH 90° X
 NPT UITW. 60° KONISCH

ADAPTER

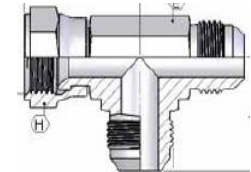
ADAPTER
 TYPE :
 45° NIPPEL
 JIC UITW. 74° KONISCH 45° X
 NPT UITW. 60° KONISCH

ADAPTER

ADAPTER
 TYPE :
 KNIE
 JIC INW. 74° KONISCH 90° X
 JIC UITW. 74° KONISCH

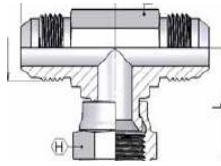
ADAPTER

ADAPTER
 TYPE :
 45° NIPPEL
 JIC INW. 74° KONISCH 45° X
 JIC UITW. 74° KONISCH

ADAPTER

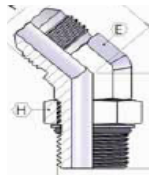
ADAPTER
 TYPE :
 T STUK
 JIC UITW. 74° KON. X JIC UITW. 74°
 KONISCH X JIC INW. 74° KONISCH

ADAPTER



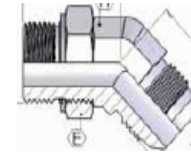
ADAPTER
TYPE :
T STUK
JIC INW. 74° KONISCH X JIC UITW. 74°
KONISCH X JIC UITW. 74° KONISCH

ADAPTER



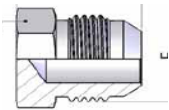
ADAPTER
TYPE :
45° NIPPEL
JIC UITW. 74° KONISCH X
UNF UITW. VLAK DICHTING

ADAPTER



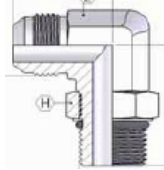
ADAPTER
TYPE :
45° NIPPEL
JIC UITW. 74° KONISCH 45° X
BSP UITW. INSTELBAAR

ADAPTER



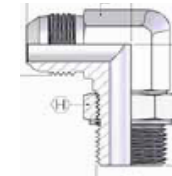
ADAPTER
TYPE :
STOP
JIC UITW. 74° KONISCH STOP

ADAPTER



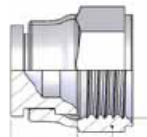
ADAPTER
TYPE :
KNEE
JIC UITW. 74° KONISCH 90° X
UNF UITW. VLAK DICHTING

ADAPTER



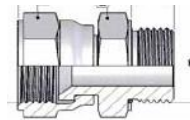
ADAPTER
TYPE :
KNEE
JIC UITW. 74° KONISCH 45° X
BSP UITW. INSTELBAAR

ADAPTER



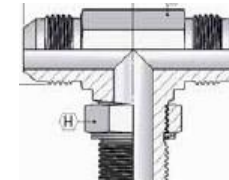
ADAPTER
TYPE :
DOP
JIC INW. 74° KONISCH STOP

ADAPTER



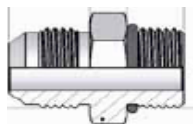
ADAPTER
TYPE :
DUBBELE NIPPEL
JIC INW. 74° KONISCH X
UNF UITW. VLAK DICHTING

ADAPTER



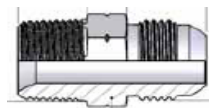
ADAPTER
TYPE :
T STUK
JIC UITW. 74° KON. X JIC UITW. 74°
KONISCH X BSP UITW. INSTELBAAR

ADAPTER



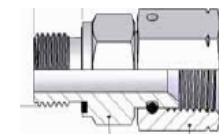
ADAPTER
TYPE :
DUBBELE NIPPEL
JIC UITW. 74° KONISCH X
UNF UITW. VLAK DICHTING

ADAPTER



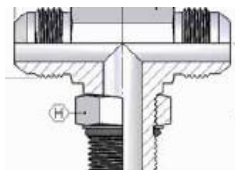
ADAPTER
TYPE :
DUBBELE NIPPEL
JIC UITW. 74° KONISCH X
NPT UITW. 60° KONISCH

ADAPTER



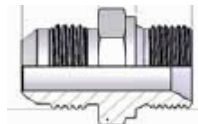
ADAPTER
TYPE :
DUBBELE NIPPEL
JIC INW. 74° KONISCH X
BSP UITW. 60° KONISCH

ADAPTER



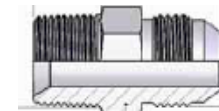
ADAPTER
TYPE :
T STUK
JIC UITW. 74° KON. X JIC UITW. 74°
KON. X UNF UITW. VLAK DICHTING

ADAPTER



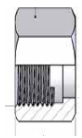
ADAPTER
TYPE :
DUBBELE NIPPEL
JIC UITW. 74° KONISCH X
BSP UITW. 60° KONISCH

ADAPTER



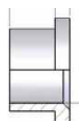
ADAPTER
TYPE :
DUBBELE NIPPEL
JIC UITW. 74° KONISCH X
BSPT UITW.

ADAPTER



ADAPTER
TYPE :
MOER
WARTEL MET JIC BINNENDRAAD

ADAPTER



ADAPTER
TYPE :
HULS
STEUNHULS VOOR DE MOER